

Homeschooling English - Class 3

Thema „Körperteile“

- 2 Arbeitsblätter zum Thema „body parts“
- Pupils book p. 11 nr. 1 - lesen (Seite ist eingescannt)
- Activity book p. 9 nr. 2 - vervollständigen (entweder nach Beispiel aus dem Buch oder eigene Idee)

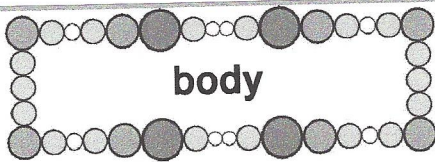
Thema „Gefühle“

- Pupils book p. 14 betrachten; nr. 2 (Seite ist eingescannt) > Monster malen und Gefühl darunter schreiben
- Activity book p. 11 nr. 1, 2
- Aussprachehilfe: <https://www.youtube.com/watch?v=dR7GZV25rFQ>

Zusatz:

- Faltbuch „body parts“
- digitale Übung: <https://learningapps.org/display?v=iaz38kut>
- digitale Übung: <https://learningapps.org/display?v=pfq2tdan501>

read 



name: _____

1. Read and match.

hair

head

eye

ear

mouth


nose

arm

finger

leg

hand

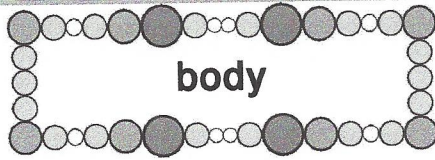


foot

- hair ↓
- eye →
- mouth ↓
- ear ↓
- nose →
- head →
- foot →
- leg ↓

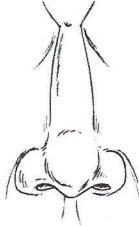
E	C	M	E	L	J	L	O	Y	Z	K	J	S	Y	Z
Z	N	O	S	E	M	E	X	C	X	C	H	O	F	M
S	F	Y	P	X	W	G	F	Z	M	P	B	Z	U	O
B	P	G	V	X	X	B	Z	E	Y	E	K	Q	L	U
T	R	M	R	I	N	L	O	O	D	O	E	F	X	T
A	F	O	O	T	M	J	U	B	W	G	P	N	V	H
I	F	Q	W	P	V	D	B	L	V	Y	O	H	X	R
C	K	Y	I	S	B	R	V	E	Q	I	D	A	P	M
M	H	Z	G	Q	Y	P	I	A	T	P	C	I	H	J
H	E	A	D	M	O	I	I	R	F	F	M	R	O	L


write

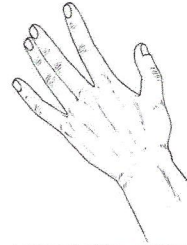


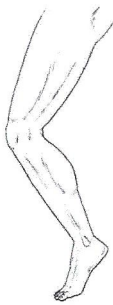
name:

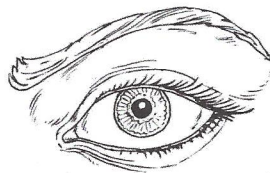
1. Write the words under the pictures.

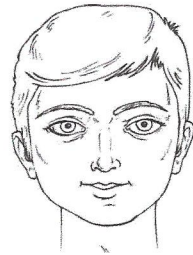


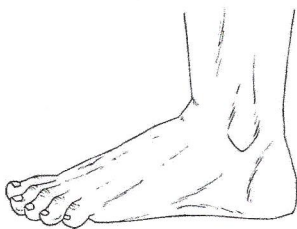


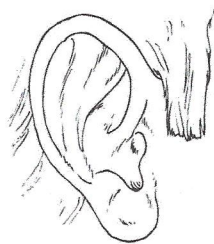














nose

head

leg

hand

ear

eye

foot

hair


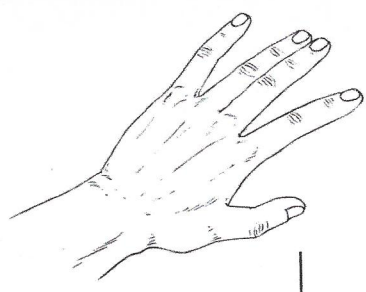
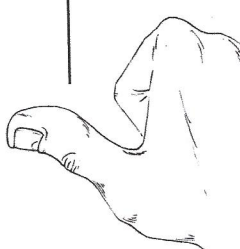
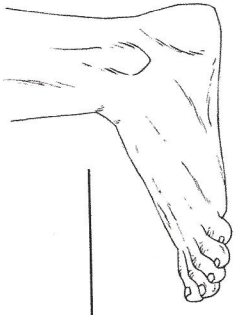
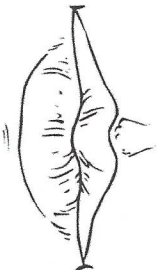

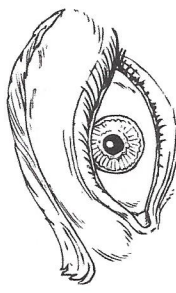
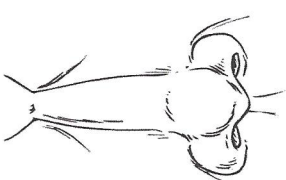
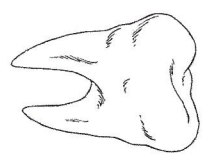


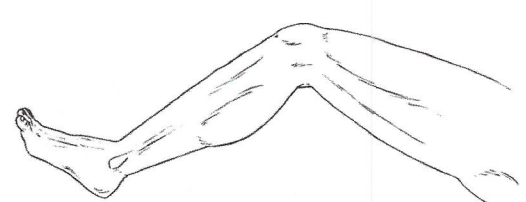

mouth



Ouch!

1 Read the comic.




 _____	 _____	 _____	 _____
 _____	 _____	 _____	 _____
 _____	 _____	<div data-bbox="853 1153 997 1624" style="border: 1px solid black; border-radius: 15px; padding: 5px; display: inline-block;"> <p>My body</p> </div> <div data-bbox="989 1131 1452 1624" style="text-align: center;">  </div> <div data-bbox="1452 1176 1524 1579" style="border: 1px solid black; padding: 5px; display: inline-block;"> <p>name: _____</p> </div>	
 _____	<div data-bbox="845 2038 949 2150" style="display: inline-block;">  </div> <div data-bbox="853 1792 909 2016" style="display: inline-block;"> <p>That's me:</p> </div>		




Monster, monster how do you feel?




happy




angry




scared



sad



tired



1 Listen, point and say: The yellow monster is ...

2 Draw your own monster and write. My monster is ...